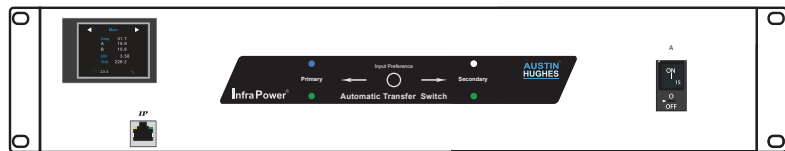


WSi ATS

2.0" color touch LCD
Display Volt, Amp & kWh status


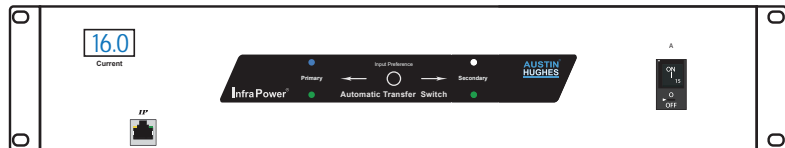


Front view


88mm

BSi ATS

3-digit LED
Display Amp status only



C13 outlet x 24



C13 outlet x 20



C13 outlet x 16

208V model	C13 outlet #	Inlet x 2	Cordset x 2	20A MCB
ATS-H24C13-20A-WSi_L620 ATS-H24C13-20A-BSi_L620	24	 20 Amp NEMA L6-20P	9.8ft 12AWG UL	1
ATS-H20C13-20A-WSi_L620 ATS-H20C13-20A-BSi_L620	20			
ATS-H16C13-20A-WSi_L620 ATS-H16C13-20A-BSi_L620	16			

230V model	C13 outlet #	Inlet x 2	Cordset x 2	16A MCB
ATS-H24C13-16A-WSi_EN ATS-H24C13-16A-BSi_EN	24	 16 Amp IEC 60309 2P+E	3M 1.5mm sq. H05V V-F	1
ATS-H20C13-16A-WSi_EN ATS-H20C13-16A-BSi_EN	20			
ATS-H16C13-16A-WSi_EN ATS-H16C13-16A-BSi_EN	16			

230V model	C13 outlet #	Inlet x 2	Cordset x 2	20A MCB
ATS-H24C13-20A-WSi_OE ATS-H24C13-20A-BSi_OE	24	 20 Amp Open end	3M 2.5mm sq. H05V V-F	1
ATS-H20C13-20A-WSi_OE ATS-H20C13-20A-BSi_OE	20			
ATS-H16C13-20A-WSi_OE ATS-H16C13-20A-BSi_OE	16			

230V model	C13 outlet #	Inlet x 2	Cordset x 2	16A MCB
ATS-H24C13-16A-WSi_C20 ATS-H24C13-16A-BSi_C20	24	 16 Amp IEC320 C20	3M 1.5mm sq. H05V V-F	1
ATS-H20C13-16A-WSi_C20 ATS-H20C13-16A-BSi_C20	20			
ATS-H16C13-16A-WSi_C20 ATS-H16C13-16A-BSi_C20	16			



Specification	
Operating Temperature	: -5 to 60 °C
Storage Temperature	: -25 to 65 °C
Operating Altitude	: 0 to 2,000 m
Storage Altitude	: 0 to 15,000 m
Humidity (non-condensing)	: 8 to 95% RH
Chassis Material / Color	: Steel / Black
Product Dimension	: 442W x 300D x 88H (mm) / 17.4W x 11.8D x 3.46H (inch)
Packing Dimension	: 540W x 540D x 150H (mm) / 21.7W x 21.7D x 5.9H (inch)
Net / Gross Weight	: 9.5 kg / 10.0 kg / 20.9 lbs / 22.0 lbs
Nominal input volt.	: 208V / 230V
Acceptable input volt.	: ±10% nominal
Input frequency	: 50 / 60Hz
Transfer time	: 10 ms typical
Electrical endurance	: 1 x 10 ⁵ operations
Power consumption	: Approx. 20W

Meter Features	WSi ATS	BSi ATS
Local Display	: 2.0" color touch LCD	: 3-digit LED
Bank Measurement	: Volt, Amp, kWh & Power Factor	: Same as WSi
Outlet Measurement	: Amp & kWh	: Same as WSi
Outlet Control	: Outlet Switch ON / OFF	: Same as WSi
Accuracy	: ±1% Billing-grade	: Same as WSi
IP Access	: Embedded IP with Gigabit Ethernet port Enterprise IP Authentication, LDAPv3 / LDAPS, Active Directory®, RADIUS protocol	: Same as WSi
SNMP	: V2 / V3 & GUI	: Same as WSi

EMC Certificates	
FCC	: FCC 47 CFR Part 15 Subpart B, ICES-003 Issue 7
CE / EMC	: EN55032:2015/A11:2020 EN IEC 61000-3-2:2019/A1:2021 EN61000-3-3:2013/A2:2021 EN55035:2017/A11:2020
Safety Certificates	
CE/ LVD	: EN 62368-1:2014, EN 62368-1:2014/A11:2017
CB	: IEC 62368-1:2014
UKCA	: BS EN 62368-1:2014+A11: 2017
UL-US	: UL 62368-1, 2nd Ed., Issue Date: 2014-12-01
UL-CA	: CSA C22.2 No. 62368-1-14, 2nd Ed., Issue Date: 2014-12-01
Environment : RoHS, Reach & WEEE	